

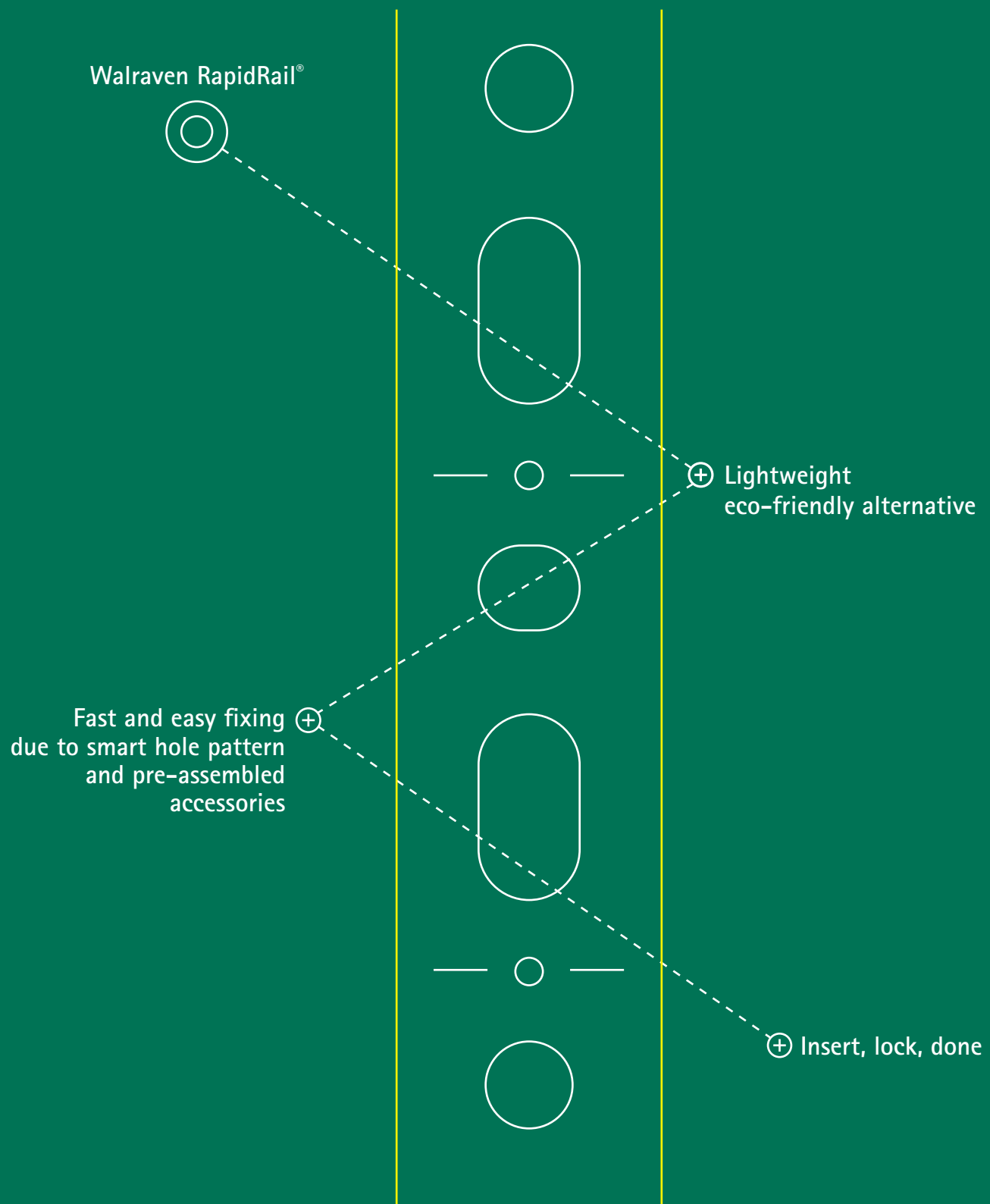
Make your job easier
with our fast-fixing system



Walraven RapidRail®

A comprehensive rail system for lightweight applications. The more eco-friendly alternative.





Inspired by smart solutions from the start

Walraven is a globally active company in the installation industry, founded in 1942. We have always been dedicated to make the work of our customers easier and more effective. With simple and smart solutions, comprehensive services and excellent support.

Walraven. The value of smart

A smiling man wearing a black cap and a black long-sleeved shirt is working on a wooden table. He is holding a long, silver metal rail with several holes. The rail is connected to a vertical bracket with a green plastic foot. Other components, including a green plastic foot and a metal bracket, are scattered on the table. The background is a blurred workshop or warehouse setting.

Walraven RapidRail®

For all lightweight rail applications

Walraven RapidRail® is our unique rail system that we developed as a lightweight, easy-to-install, and more eco-friendly alternative to traditional strut.

Perfect for many installations like plumbing and heating pipework, ventilation pipes, cable trays, and ventilation ducts.

Walraven RapidRail®

Features & benefits

Easy, quick & safe to install

- Walraven RapidRail® has a smart hole pattern so that accessories can be fixed to both sides of the rail. It also has convenient 8.5 mm drill holes for quick and easy mounting.
- Fast-fit accessories with pre-assembled fasteners such as Walraven RapidRail® Connectors, Hammerfix and Slide Nuts. All to help you make faster installations, saving hours or even days on the job site.
- Easy to handle, especially when used in overhead applications.

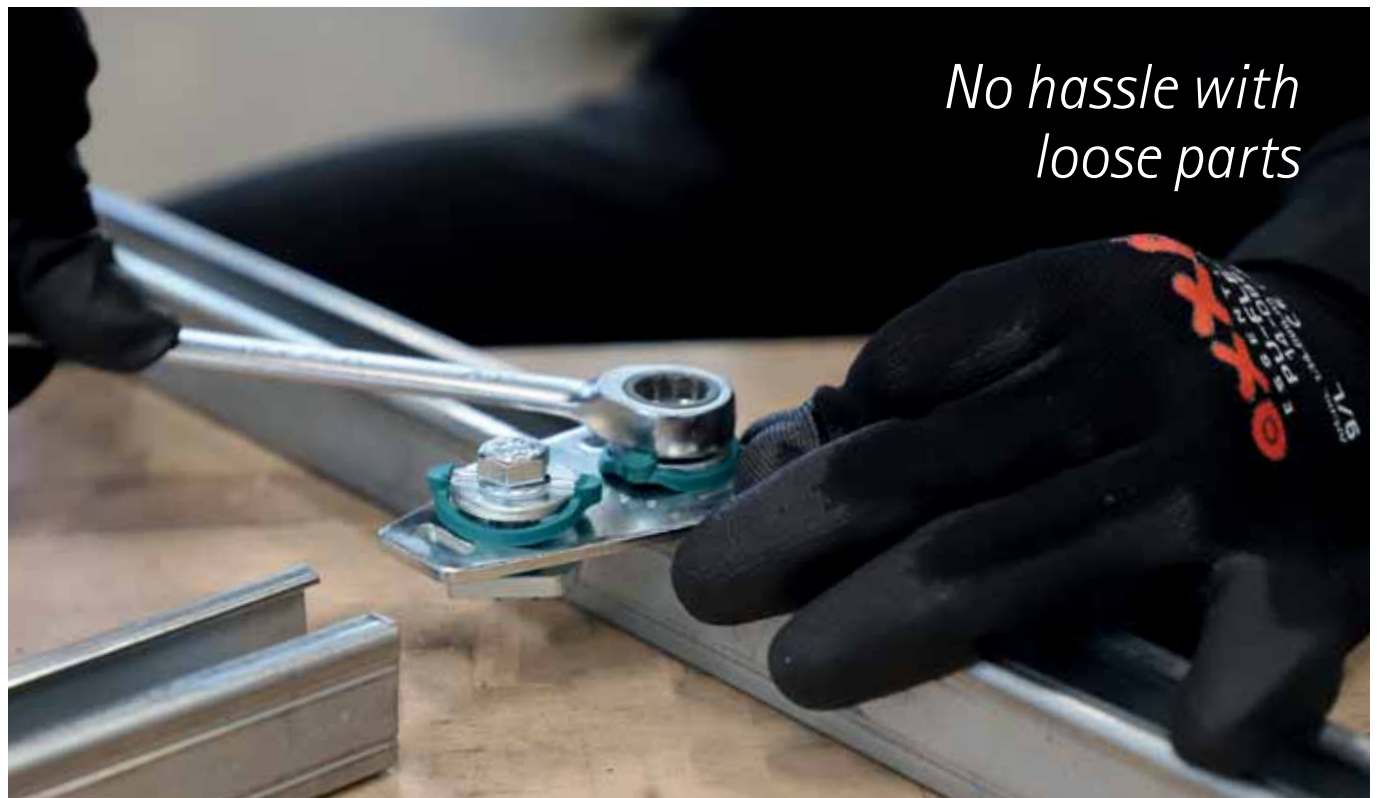
Easy to store, carry & transport

- As well as being lightweight, our Walraven RapidRail® is available in 2 and 3 m - which makes it easier to store, carry and transport.

Ideal for a wide range of installations

- Walraven RapidRail® is perfect for many installations like plumbing and heating pipework, ventilation pipes, cable trays, and ventilation ducts.

*Lightweight,
fast-fit rail system*



High-quality & sustainable design

- Our experts carefully balanced the amount of steel used with the desired load performance of the rail to provide a clean design and a more sustainable rail system.
- Walraven RapidRail® is lightweight but offers a tested and approved load capacity. See the datasheet online to find out more.
- Walraven has roll-forming lines in several countries and ownership of all processes. It allows us to offer the best possible quality and lean supply chains.
- Our production locations are ISO 9001 certified and the Walraven RapidRail® System has RAL-GZ 655/D approvals. Everything to guarantee quality, reliability and safety in construction. For technical details, please take a look at the specific product in our web catalogue.



Additional service & support

Prefabrication service

- To save you even more time on-site, we offer a prefabrication service for larger installations.

Technical design support

- Our Technical Support Team offer Walraven RapidRail® solutions such as trapeze frames with calculations to demonstrate suitability for the installation requirements.

Case study installation

Plumbing and heating engineer Craig has been using Walraven RapidRail® to install heating and hot water system conversions. He told us he saved hours on this installation due to the time-saving Walraven RapidRail® Hammerfix and Slide Nuts.

"This system has been a great discovery for me! The benefit of not having to use loose nuts, bolts and washers is a huge time-saver on larger installations. The other accessories that come with this rail are also great, making it really versatile. The cantilever arms allow pipes to be run at multiple depths against the wall with ease."

Craig Reading (CR Plumbing),
Self-employed plumbing and heating engineer



Walraven RapidRail® range

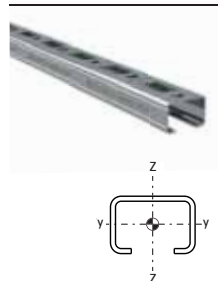
For all lightweight rail applications

- Walraven fixing rails and cantilever arms
- Walraven accessories for pipe fixing
- Walraven accessories for rail construction



Fixing rails and cantilever arms

Walraven RapidRail® Fixing Rails



can be used on both sides

L (m)	27 x 18 mm	30 x 15 mm	30 x 20 mm	30 x 30 mm	30 x 45 mm	38 x 40 mm
2	650527182	650530152	650530202	650530302	6505030	6505235
3	650527183	650530153	650530203	650530303	-	6505335
6	650527186	650530156	650530206	650530306	6505630	6505635

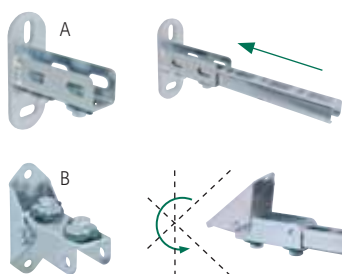
Walraven RapidRail® Cantilever Arms



can be used on both sides

L (mm)	27 x 18 mm	30 x 15 mm	30 x 20 mm	30 x 30 mm	38 x 40 mm
150	66031815	-	66032015	-	-
200	66031820	66031520	66032020	66033020	66036820
250	-	-	66032025	66033025	66036825
300	66031830	66031530	-	66033030	-
350	-	-	-	-	66036835
400	-	-	-	66033040	66036840
500	66031850	-	-	66033050	66036850
600	-	-	-	-	66036860
750	-	-	-	-	66036875
1050	-	-	-	-	66036805

Walraven RapidRail® Wall Plates




You can make your own cantilever arm on site by using the universal Walraven RapidRail® Wall Plate. Simply cut the rail to size and place it in the wall plate. A fast, easy and flexible solution.

Type A: Base Plate Standard
Type B: Base Plate Hinged

Type	Part No.	27 x 18	30 x 15	30 x 20	30 x 30	30 x 45	38 x 40
A	6613200	✓	✓	✓	✓	✓	
A	6613235						✓
B	6613250	✓	✓	✓	✓	✓	

✓ Fits

Walraven Rail End Caps



Part No.	For
6566000	27 x 18
6566001	30 x 20
6566002	30 x 15
6566030	30 x 30
6566035	30 x 45
6566035	38 x 40

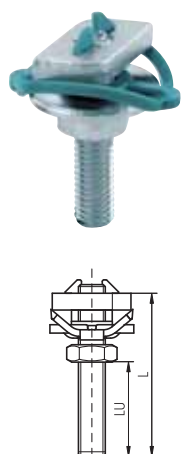
Accessories for pipe fixing

Installation – insert, lock, done!



Our pre-assembled Walraven RapidRail® Hammerfix and Walraven RapidRail® Slide Nuts are 3 in 1 parts that simply push and twist into the rail.

Walraven RapidRail® Hammerfix




L (mm)	LU (mm)		For all Walraven RapidRail® rails		
	M6	M8/M10	M6	M8	M10
20	5	-	6523602	-	-
25	-	7	-	6523802	6523002
30	15	12	6523603	6523803	6523003
40	-	22	-	6523804	6523004
50	-	32	-	6523805	6523005
60	-	42	-	6523806	6523006
70	-	52	-	6523807	-
80	-	62	-	6523808	6523008
100	-	82	-	6523810	6523010
120	-	102	-	6523812	-
150	-	132	-	6523815	-
160	-	142	-	-	6523016
180	-	162	-	6523818	-
200	-	182	-	6523820	-

Walraven RapidRail® Slide Nuts



Type	For all Walraven RapidRail® rails
M6	6513106
M8	6513108
M10	6513110


Walraven RapidRail® Ball Swivel Hangers



G	L (mm)	LU (mm)	For all Walraven RapidRail® rails
M8	45	18	6520100
M10	45	18	6520110
M8	70	43	6520200
M10	70	43	6520210

Accessories for rail construction


Walraven RapidRail® T-connector



Part No.

6584090


Walraven RapidRail® X-connector



Part No.

6584091


Walraven RapidRail® Linear Connector



Part No.

6543001

Walraven RapidRail® Cross Connectors



Part No.	For
6584150	27 x 18
6584151	30 x 15
6584152	30 x 20
6584153	30 x 30
6584156	38 x 40

Walraven RapidRail® Connectors 90°



Part No.

1	6584003
2	6584002
3	6584001
4	6584011

Walraven RapidRail® Connectors 135°



Part No.

1	6584053
2	6584052
3	6584051

Walraven RapidRail® Beam Clamps



Part No.	For
6585011	27 x 18
	30 x 15
	30 x 20
	30 x 30
	30 x 45
6585014	38 x 40

Walraven RapidRail® Suspension Bracket



Part No.

6793008

Accessories for rail construction

Walraven Corner Bracket



Part No.	For
6603010	27 x 18
	30 x 15
	30 x 20
	30 x 30

Walraven Rail Junction Angle Brackets




Part No.	For
6593010	27 x 18
	30 x 15
	30 x 20
	30 x 30

Walraven Rail Junction Assembly



Part No.	For
6613820	All Walraven RapidRail® rails

Walraven Rail Props



Part No.	H (mm)	For
6628220	250	All Walraven RapidRail® rails
6628230	350	

Walraven Angle Formed Slide Nut



Part No.	G	For
6513709	M8	30 x 15
		30 x 20
		30 x 30
		30 x 45
		38 x 40

Walraven Slide Nut 651



Part No.	G	For
6513006	M6	30 x 15
6513008	M8	30 x 20
		30 x 30
6513010	M10	30 x 45
		38 x 40

Walraven Rubber Strip



Part No.	L	For
6568001	30 m	27 x 18
		30 x 15
		30 x 20
		30 x 30
		38 x 40

The right combination

Walraven 2S clamps

With the Walraven 2S we offer a standard lined clamp to fix uninsulated steel, copper and multilayer pipe of Ø 10 mm up to Ø 225 mm. The gapless range has an optimised steel design and provides a solution for every medium load in accordance to RAL GZ-655.



Anti-loss washers prevent screws from falling out

Walraven W-LX Concrete Screws



62431304

The Walraven W-LX are suitable for overhead installations and for use with Walraven rail systems. They can be used with a variety of substrates including hollow core slabs, whilst offering outstanding performance in cracked and non cracked concrete. These products are zinc plated and are tested for fire resistance and for seismic installations. Full details can be found on the ETA certificate.



Suitable for a wide range of installations and substrates



62434304



62430510



62433304

Find out how we can support you

Would you like to find out more about any of the solutions described in this brochure?
Or would you like to discuss how we could help you find the best possible solution for your project?
Get in touch today!

Walraven RapidRail® (EN-INT) – 01/2024 – 27 – Full content subject to modifications
* The technical data are non-binding and do not reflect the warranted characteristics of the products. They are subject to change. Please consult our General Terms and Conditions. Additional information is available upon request. It is the designer's responsibility to select products suitable for the intended purpose and to ensure that performance data are not exceeded. The installation instructions should always be read and followed.

Walraven International

Industrieweg 5
3641 RK Mijdrecht (NL)
Tel. +31 297 23 30 00
Fax +31 297 23 30 99
export@walraven.com

Walraven Group

Mijdrecht (NL) · Tienen (BE) · Bayreuth (DE) · Banbury (GB) · Malmö (SE) · Grenoble (FR) · Barcelona (ES) · Milan (IT)
Kraków (PL) · Mladá Boleslav (CZ) · Kyiv (UA) · Danville (US) · Shanghai (CN) · Dubai (AE) · Budapest (HU) · Mumbai (IN)
Singapore (SG) · Burlington (CA) · Athens (GR)

