

# Data sheet

## Pipe Dimensions and Weights

- Steel Pipe
- Cast Iron Pipe
- Copper Pipe
- PE-Pipe
- PVC-Pipe

Steel pipe suitable for screwing			Weight			L (max.)*	
D		s	empty	filled	insulated		
( " )	(DN)						
10.2	1/8	6	2.00	0.41	0.44	0.59	1.25
13.5	1/4	8	2.35	0.65	0.71	0.88	1.50
17.2	3/8	10	2.35	0.85	0.97	1.17	2.25
21.3	1/2	15	2.65	1.22	1.42	1.63	2.75
26.9	3/4	20	2.65	1.58	1.95	2.20	3.00
33.7	1	25	3.25	2.44	3.02	3.51	3.50
42.4	1 1/4	32	3.25	3.14	4.15	4.86	3.75
48.3	1 1/2	40	3.25	3.61	4.98	5.94	4.25
60.3	2	50	3.65	5.10	7.31	8.83	4.75
76.1	2 1/2	65	3.65	6.51	10.23	12.77	5.50
88.9	3	80	4.05	8.47	13.59	17.08	6.00
114.3	4	100	4.50	12.10	20.80	26.31	6.00
139.7	5	125	4.85	16.20	29.47	35.45	6.00
165.1	6	150	4.85	19.20	38.16	44.83	6.00

**Norm:**

DIN EN 10255 - 11/2004

**Material:**

Steel 33-2, according to DIN 17100

**Insulation:**mineral wool (density = 80 kg/m<sup>3</sup>)

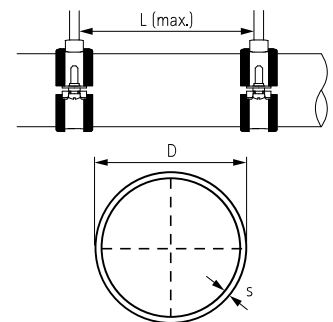
Steel pipe (seamless)			Weight			L (max.)*	
D		s	empty	filled	insulated		
( " )	(DN)						
10.2	1/8	6	1.6	0.34	0.38	0.53	1.25
13.5	1/4	8	1.8	0.52	0.60	0.77	1.50
17.2	3/8	10	1.8	0.68	0.83	1.02	2.25
21.3	1/2	15	2.0	0.96	1.19	1.40	2.75
26.9	3/4	20	2.3	1.40	1.79	2.22	3.00
33.7	1	25	2.6	1.99	2.63	3.12	3.50
42.4	1 1/4	32	2.6	2.55	3.64	4.39	3.75
48.3	1 1/2	40	2.6	2.93	4.39	5.39	4.25
60.3	2	50	2.9	4.11	6.44	8.03	4.75
76.1	2 1/2	65	2.9	5.24	9.12	11.70	5.50
88.9	3	80	3.2	6.76	12.10	15.72	6.00
114.3	4	100	3.6	9.83	18.83	24.25	6.00
139.7	5	125	4.0	13.40	27.02	33.05	6.00
168.3	6	150	4.5	18.20	38.37	43.66	6.00
219.1	8	200	6.3	33.10	67.75	72.95	6.00
273.0	10	250	6.3	41.40	96.11	104.15	6.00
323.9	12	300	7.1	55.50	131.57	141.56	6.00
355.6	14	350	8.0	68.60	160.95	170.74	6.00
406.4	16	400	8.8	86.30	207.05	217.91	6.00
457.0	18	450	10.0	110.00	262.67	274.44	6.00
508.0	20	500	11.0	135.00	323.79	335.87	6.00
610.0	24	600	12.5	184.00	457.26	471.16	6.00

**Norm:**

DIN EN 10220 - 03/2003

**Material:**

Steel 37

**Insulation:**mineral wool (density = 80 kg/m<sup>3</sup>)

This datasheet is to be used as a tool for selecting the correct fixing materials only. Although Walraven does everything possible to ensure the accuracy of all data within this sheet, we cannot be held responsible for information supplied by third parties, i.e. standardisation institutes and pipe manufacturers.

\* Maximum recommended fixing distance according to DIN 1988-2 (TRWI). The exact distances depend on the specific pipe-type and -manufacturer!

Welded steel pipe			Weight			L (max.)*	
D		s	empty	filled	insulated		
( " )	(DN)						
10.2	1/8	6	1.6	0.34	0.38	0.53	1.25
13.5	1/4	8	1.8	0.52	0.60	0.77	1.50
17.2	3/8	10	1.8	0.68	0.83	1.02	2.25
21.3	1/2	15	2.0	0.95	1.19	1.40	2.75
26.9	3/4	20	2.0	1.23	1.64	2.07	3.00
33.7	1	25	2.0	1.56	2.25	2.74	3.50
42.4	1 1/4	32	2.3	2.27	3.39	4.17	3.75
48.3	1 1/2	40	2.3	2.61	4.11	5.13	4.25
60.3	2	50	2.3	3.29	5.73	7.38	4.75
76.1	2 1/2	65	2.6	4.71	8.66	11.29	5.50
88.9	3	80	2.9	6.15	11.57	15.17	6.00
114.3	4	100	3.2	8.77	17.91	23.31	6.00
139.7	5	125	3.6	12.10	25.88	31.92	6.00
168.3	6	150	4.0	16.20	36.57	43.16	6.00
219.1	8	200	4.5	23.80	58.78	66.55	6.00
273.0	10	250	5.0	33.00	88.13	96.81	6.00
323.9	12	300	5.6	44.00	121.84	131.49	6.00
355.6	14	350	5.6	48.30	142.06	153.04	6.00
406.4	16	400	6.3	62.20	184.80	196.81	6.00
457.0	18	450	6.3	70.00	226.01	239.27	6.00
508.0	20	500	6.3	77.90	270.56	286.13	6.00

**Norm:**

DIN EN 10220 - 03/2003

**Material:**

Steel 37-2

**Insulation:**mineral wool (density = 80 kg/m<sup>3</sup>)

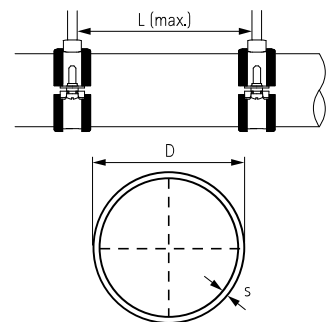
Cast iron pipe			Weight			L (max.)*	
D		s	empty	filled	insulated		
	(DN)						
48		40	3.0	3.10	4.48	-	2.00
58		50	3.5	4.30	6.34	-	2.00
78	+2.0 / -1.0	70	3.5	5.90	9.86	-	2.00
83		75	3.5	6.30	10.83	-	2.00
110		100	3.5	8.40	16.73	-	1.50
135		125	4.0	11.80	24.46	-	1.50
160	+2.0 / -2.0	150	4.0	14.10	32.24	-	1.50
210		200	5.0	23.10	54.50	-	1.50
274	+2.5 / -2.5	250	5.5	33.30	87.60	-	1.50
326		300	6.0	43.20	120.60	-	1.50
429	+2.0 / -3.0	400	8.1	77.65	211.49	-	1.50
532	+2.0 / -3.5	500	9.0	107.21	314.71	-	1.50
635	+2.0 / -4.0	600	9.9	140.95	438.20	-	1.50

**Norm:**

DIN 19522 - 01/2000

**Material:**

Cast iron according to ISO 185 (EN 587)



This datasheet is to be used as a tool for selecting the correct fixing materials only. Although Walraven does everything possible to ensure the accuracy of all data within this sheet, we cannot be held responsible for information supplied by third parties, i.e. standardisation institutes and pipe manufacturers.

\* Maximum recommended fixing distance according to DIN 1988-2 (TRWI). The exact distances depend on the specific pipe-type and -manufacturer!

Copper pipe			Weight			L (max.)*	
D		s	empty	filled	insulated		
(")	(DN)						
10.0	-	-	1.0	0.25	0.30	0.45	1.00
12.0	-	10	1.0	0.31	0.39	0.55	1.25
15.0	-	-	1.0	0.39	0.52	0.70	1.25
18.0	-	15	1.0	0.48	0.68	0.87	1.50
22.0	-	20	1.0	0.59	0.90	1.11	2.00
28.0	-	25	1.5	1.11	1.60	2.05	2.25
35.0	-	32	1.5	1.41	2.21	2.70	2.75
42.0	-	40	1.5	1.70	2.89	3.69	3.00
54.0	-	50	2.0	2.91	4.87	6.19	3.50
64.0	-	-	2.0	3.47	6.29	8.19	4.00
76.1	-	65	2.0	4.14	8.22	10.93	4.25
88.9	-	80	2.0	4.86	10.52	14.26	4.75
108.0	-	-	2.5	7.37	15.70	20.98	5.00
133.0	-	-	3.0	10.90	23.57	29.50	5.00
159.0	-	-	3.0	13.09	31.46	38.06	5.00
219.0	-	-	3.0	18.12	53.73	61.87	5.00
267.0	-	-	3.0	22.10	75.60	-	5.00

**Norm:**

EN 1057 – 05/1996 (ex. DIN 1786)

**Material:**

Copper according to EN 1412

**Insulation:**mineral wool (density = 80 kg/m<sup>3</sup>)

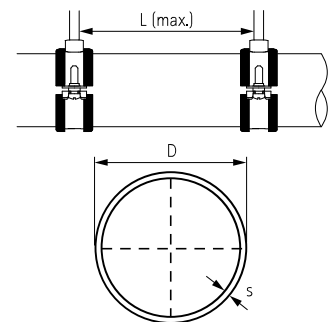
PE pipe			Weight			L (max.)*	
D		s	empty	filled	insulated		
(")	(DN)						
50	-	-	1.8	0.29	1.98	-	1.05
63	-	-	2.0	0.40	3.13	-	1.20
75	-	-	2.3	0.55	4.44	-	1.30
90	-	-	2.8	0.79	6.38	-	1.45
110	-	-	3.4	1.17	9.53	-	1.60
125	-	-	3.9	1.51	12.29	-	1.70
140	-	-	4.3	1.88	15.43	-	1.80
160	-	-	4.9	2.42	19.13	-	1.90
180	-	-	5.5	3.07	25.49	-	2.00
200	-	-	6.2	3.84	31.47	-	2.00
225	-	-	6.9	4.77	39.79	-	2.25
250	-	-	7.7	5.92	49.12	-	2.50
280	-	-	8.6	7.40	61.64	-	2.80
315	-	-	9.7	9.37	77.96	-	3.15

**Norm:**

DIN 8074 – 08/1999

**Series:** 16**SDR:** 33**Material:**

HD PE



This datasheet is to be used as a tool for selecting the correct fixing materials only. Although Walraven does everything possible to ensure the accuracy of all data within this sheet, we cannot be held responsible for information supplied by third parties, i.e. standardisation institutes and pipe manufacturers.

\* Maximum recommended fixing distance according to DIN 1988-2 (TRWI). The exact distances depend on the specific pipe-type and -manufacturer!

PE pipe			Weight			L (max.)*	
D		s	empty	filled	insulated		
( " )	(DN)						
40	-	-	1.8	0.23	1.27	-	0.95
50	-	-	2.0	0.31	1.98	-	1.05
63	-	-	2.5	0.49	3.13	-	1.20
75	-	-	2.9	0.68	4.43	-	1.30
90	-	-	3.5	0.98	6.39	-	1.45
110	-	-	4.2	1.43	9.53	-	1.60
125	-	-	4.8	1.84	12.29	-	1.70
140	-	-	5.4	2.32	15.42	-	1.80
160	-	-	6.2	3.04	20.14	-	1.90
180	-	-	6.9	3.79	25.47	-	2.00
200	-	-	7.7	4.69	31.44	-	2.00
225	-	-	8.6	5.89	39.79	-	2.25
250	-	-	9.6	7.30	49.12	-	2.50
280	-	-	10.7	9.10	61.60	-	2.80
315	-	-	12.1	11.60	77.98	-	3.00

**Norm:**

DIN 8074 - 08/1999

**Series:**

12,5

**SDR:**

26

**Material:**

HD PE

PVC pipe			Weight			L (max.)*	
D		s	empty	filled	insulated		
( " )	(DN)						
40	-	-	1.8	0.33	1.37	-	0.90
50	-	-	1.8	0.42	2.11	-	1.10
63	-	-	1.9	0.56	3.31	-	1.20
75	-	-	2.2	0.78	4.69	-	1.35
90	-	-	2.7	1.13	6.75	-	1.50
110	-	-	3.2	1.64	10.07	-	1.70
125	-	-	3.7	2.13	12.99	-	1.80
140	-	-	4.1	2.65	16.29	-	1.95
160	-	-	4.7	3.44	21.24	-	2.10
180	-	-	5.3	4.37	26.90	-	2.20
200	-	-	5.9	5.37	33.17	-	2.30
225	-	-	6.6	6.76	41.97	-	2.40
250	-	-	7.3	8.31	51.81	-	2.50
280	-	-	8.2	10.40	64.95	-	2.80
315	-	-	9.2	13.20	82.26	-	3.00

**Norm:**

DIN 8062 - 11/1988

**Series:**

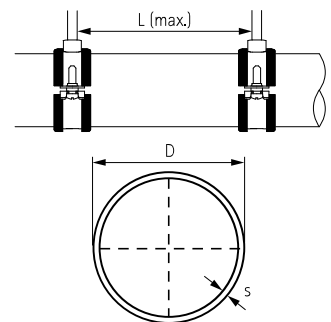
3

**SDR:**

34,3

**Material:**

PVC-U (unplasticized)



This datasheet is to be used as a tool for selecting the correct fixing materials only. Although Walraven does everything possible to ensure the accuracy of all data within this sheet, we cannot be held responsible for information supplied by third parties, i.e. standardisation institutes and pipe manufacturers.

\* Maximum recommended fixing distance according to DIN 1988-2 (TRWI). The exact distances depend on the specific pipe-type and -manufacturer!

PVC pipe			Weight			L	
D		s	empty	filled	insulated	(max.)*	
( " )	(DN)						
25	-	-	1.5	0.17	0.55	-	0.65
32	-	-	1.8	0.26	0.90	-	0.70
40	-	-	1.9	0.35	1.38	-	0.90
50	-	-	2.4	0.55	2.16	-	1.10
63	-	-	3.0	0.85	3.40	-	1.20
75	-	-	3.6	1.22	4.83	-	1.35
90	-	-	4.3	1.75	6.95	-	1.50
110	-	-	5.3	2.61	10.37	-	1.70
125	-	-	6.0	3.34	13.36	-	1.80
140	-	-	6.7	4.18	16.76	-	1.95
160	-	-	7.7	5.47	21.88	-	2.10
180	-	-	8.6	6.88	27.69	-	2.20
200	-	-	9.6	8.51	34.17	-	2.30
225	-	-	10.8	10.80	43.28	-	2.40
250	-	-	11.9	13.20	53.37	-	2.50
280	-	-	13.4	16.60	66.93	-	2.80
315	-	-	15.0	20.90	84.66	-	3.00

**Norm:**

DIN 8062 - 11/1988

**Series:**

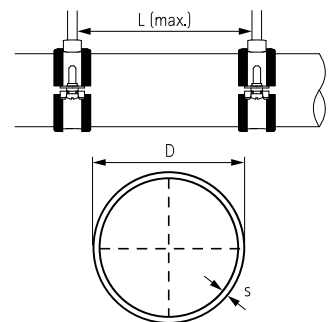
4

**SDR:**

21

**Material:**

PVC-U (unplasticized)



This datasheet is to be used as a tool for selecting the correct fixing materials only. Although Walraven does everything possible to ensure the accuracy of all data within this sheet, we cannot be held responsible for information supplied by third parties, i.e. standardisation institutes and pipe manufacturers.

\* Maximum recommended fixing distance according to DIN 1988-2 (TRWI). The exact distances depend on the specific pipe-type and -manufacturer!