

Walraven RapidRail® Fixing Rail

(G 04 06)

for light fixing applications



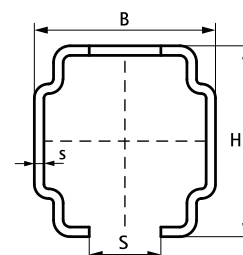
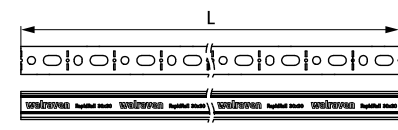
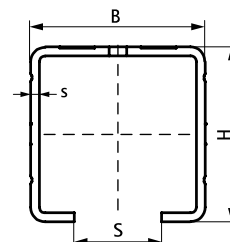
Prednosti i osobine

- C-profil
- for quick and adjustable fixing of one or multiple pipes
- patron otvora na podjednakoj udaljenosti cijelom dužinom trake
- praktični otvori i prorez na šini daju izvanredne mogućnosti regulacije i prilagođavanja
- with sawing marks each 50 mm
- flexible hole pattern with anchor holes and also small holes to use wood screws
- unique hole pattern at rails 30x20, 30x45, 38x40 allows to click in Walraven RapidRail® Hammerfix from both sides
- materijal: čelik 1.0242
- galvanski cinkovan
- za više informacija o maks. dozvoljenoj nosivosti ($F_{a,z}$), pogledajte tabelu za nosivost ili naš online datasheet 'Tehnički Detalji Walraven RapidRail®'

Art.br.	Tipa	L	B	H	s	S	RAL	MS	VS	JI
			(mm)	(mm)	(mm)	(mm)				
6505030	30x45	2,0 m	30	45	2,00	15	RAL ¹	20	240	m.
6505630	30x45	6,0 m	30	45	2,00	15	RAL ¹	60	360	m.

RAL¹ = testiran, sertifikovan i eksterno kontrolisan prema RAL-GZ 655/C.

Za više informacija o maks. dozvoljenoj nosivosti ($F_{a,z}$), pogledajte tabelu za nosivost ili naš online datasheet 'Tehnički Detalji Walraven RapidRail®'.



38x40

Kompetabilno

Walraven RapidRail® Klizna navojnica
Walraven RapidRail® Hammerfix
Walraven RapidRail® Spojnica 90°

Kompetabilno

Walraven RapidRail® Spojnica 135°
Walraven Rail-zatvarač
Walraven Profilna guma za WM-Rail