

Walraven RapidRail® Ball Swivel Hanger

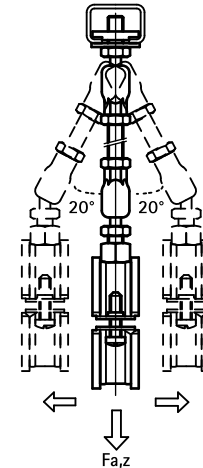
(G 30 60)

fixing to Walraven RapidRail®



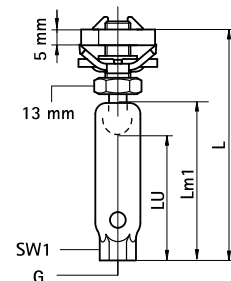
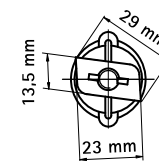
Features and benefits

- slide nut with ball swivel hanger, washer and BIS RapidRail® spring
- recommended for metal pipes up to DN 50, plastic pipes up to DN 100
- suitable for rail 27x18, 30x15, 30x20, 30x30, 30x45, 38x40
- ready-to-use pre-assembled for a quick fixing, and retains assembly in place before final tightening
- with inspection hole to check screw-in depth (attention: when the threaded rod is screwed-in too deep, the ball swivel is blocked)
- screw-in depth is continuously variable (see LU)
- material: metal parts made of steel 1.0332; spring(s) made of POM (polyoxymethylene), green
- zinc plated



RAL-GZ 655/D
Cert.Nr. 2012-11

Part No.	G	L	LU	Lm1	SW1	T _(inst.)	For Rail	F _{a,z}	F _{a,x}	RAL	Pack 1	Pack 2
			(mm)	(mm)	(mm)	(Nm)		(N)	(N)			
6520100	M8	45 mm	18	25	10	15.0	27x18, 30x15, 30x20, 30x30, 30x45, 38x40	2,000	182	RAL ¹	25	250
6520200	M8	70 mm	43	50	10	15.0	27x18, 30x15, 30x20, 30x30, 30x45, 38x40	2,000	182	RAL ¹	25	250
6520110	M10	45 mm	18	25	12	15.0	27x18, 30x15, 30x20, 30x30, 30x45, 38x40	2,000	226	RAL ¹	25	250
6520210	M10	70 mm	43	50	12	15.0	27x18, 30x15, 30x20, 30x30, 30x45, 38x40	2,000	226	RAL ¹	25	250



RAL¹ = tested, certified and monitored by a third party according to RAL-GZ 655/D in combination with Rail 30x15, 30x30, 30x20 and 30x45.

For detailed technical information about our RAL marked products, please see the RAL datasheet in our web catalogue.

Please note. Always use 2 ball swivel hangers and secure by additional hexagon nut (see application picture). The maximum length change that can be dealt with, depends on the fixing distance (ceiling - pipe). The height difference that occurs as a result, needs to be taken into consideration.

To be used in combination with BIS Ball Swivel Hangers. Product can be found on page E 10 05.

Complementary

- BIS Ball Swivel Hanger
- BIS Stud Bolt
- BIS Threaded Rod

Complementary

- Walraven RapidRail® Fixing Rail
- Walraven RapidRail® Cantilever Arm