



WCS1H Concrete Screw

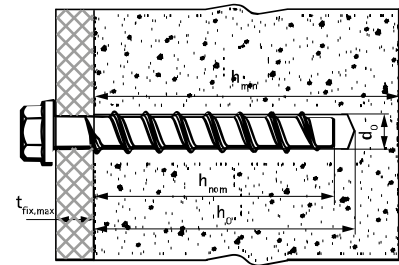
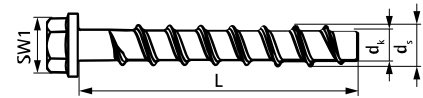
(L 03 75)

high performance corrosion resistant concrete screw with hexagon head



Features and benefits

- high load capacity
- through-fixing
- approved for use in precast prestressed hollow core slabs
- up to 3 anchoring depths provide maximum installation flexibility
- reduced edge and anchor spacing distances
- material: steel
- surface treatment: zinc flake coated
- ETA Option 1 approval for cracked and non-cracked concrete
- ETA according to EAD 330747-00-0601 for multiple use for non-structural applications
- seismic performance categories C1 and C2 for design of anchorages under seismic action
- fire resistance class R30-R120 for design of anchorages under exposure to fire
- complies with VdS CE 4001:2014-04 (05) and VdS VdS CE 4001:2018-01 (06) for applications with sprinkler systems in concrete elements
- substrate type:
 - cracked concrete
 - non-cracked concrete
 - precast pre-stressed hollow core slabs



Part No.	Code	Size	L	d _k	d _s	d ₀	h ₀	h _{min}	h _{nom}	t _{fix,max}	SW1	Rec. Tension	Rec. Tension	Pack 1	
												Load C20/25 Uncracked Concrete	Load C20/25 Cracked Concrete		
												(kN)	(kN)		
6253304	WCS1H 6x40	6	40 mm	5.1	7.5	6	40	80	35	5	13	1.43**	1.43**	100	
6253306	WCS1H 6x60	6	60 mm	5.1	7.5	6	60	100	55	5	13	4.29*	1.90*	100	
6253408	WCS1H 8x70	8	70 mm	7.1	10.6	8	75	100	65	5	13	7.62*	5.71*	50	
6253418	WCS1H 8x80	8	80 mm	7.1	10.6	8	75	100	65	15	13	7.62*	5.71*	50	
6253428	WCS1H 8x100	8	100 mm	7.1	10.6	8	75	100	65	35	13	7.62*	5.71*	50	
6253438	WCS1H 8x120	8	120 mm	7.1	10.6	8	75	120	65	55	13	7.62*	5.71*	50	
6253506	WCS1H10x60	10	60 mm	9.1	12.6	10	65	100	55	5	15	5.71*	4.29*	50	
6253509	WCS1H 10x90	10	90 mm	9.1	12.6	10	95	100	85	25	15	11.90*	9.60*	50	
6253510	WCS1H 10x100	10	100 mm	9.1	12.6	10	95	130	85	35	15	11.90*	9.60*	50	
6253512	WCS1H 10x120	10	120 mm	9.1	12.6	10	95	130	85	55	15	11.90*	9.60*	50	

* = Recommended loads: are stated for single anchors; apply to anchors correctly installed at maximum embedment depth; include partial safety factor and an overall partial safety factor for action of 1.4.

** = Recommended load is stated for multiple use for non-structural applications according to ETAG001, Part 6.

The partial safety factor for action depends on the type of loading and shall be taken from national regulations. All anchor failure modes and the entire relevant product European Technical Assessment must be considered for anchor design.

For more information, please refer to the ETA report.

Complementary

- WIS Brush
- WIS Blow Pump
- WSDS+ 3CE Concrete Drill Bit

Complementary

- WSDS+ HB Hollow Block Drill Bit