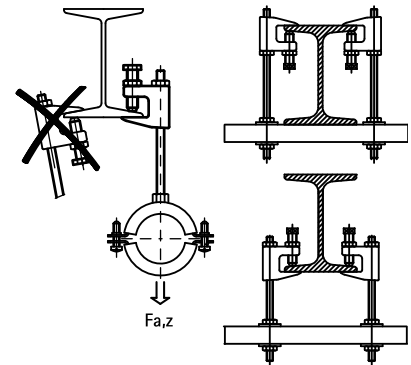



BIS Beam Clamp Model C

(K 20 05)

for flange up to 28 mm



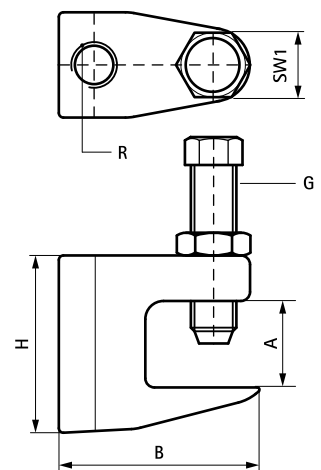
Features and benefits

- for a solid fixing to steel construction without the need for welding or drilling
- according to VdS-regulations an additional safety strap should be used when supporting pipes above DN65
- bolt with hexagon head according to DIN 933 strength class 8.8, screw point with cup ring according to EN ISO 4753 and lock nut
- material: beam clamp made of cast iron; bolt of hardened steel, nut of steel, zinc plated
- see also: BIS Safety Strap (page K 20 06)



Part No.	Code	A (mm)	R	G	B (mm)	H (mm)	SW1 (mm)	F _{a,z} (N)	FM	UL	VdS	Pack 1
6003006	TK10-M6	≤23	M6	M10	50	45	17	2,500	-	-	-	50
6003208	TKN8-M8	≤18	M8	M8	38	35	13	1,200	-	-	VdS	50
6003008	TK10-M8	≤23	M8	M10	50	45	17	2,500	-	-	VdS	50
6003010	TKN10-M10	≤20	M10	M10	44	42	17	2,500	FM	UL	VdS	50
6003310	TK16-M10	≤28	M10	M12	58	58	19	2,500	FM	UL	VdS	25
6003012	TK12-M12	≤26	M12	M10	58	54	17	3,500	FM	UL	VdS	25
6003016	TK16-M16	≤28	M16	M12	58	58	19	5,500	FM	UL	VdS	25
6003905	TKN8-D9	≤18	∅ 9 mm	M8	38	35	13	1,200	-	-	VdS	50
6003908	TK10-D9	≤23	∅ 9 mm	M10	50	45	17	2,500	-	-	VdS	50
6003910	TKN10-D11	≤20	∅ 11 mm	M10	44	42	17	2,500	FM	UL	VdS	50
EP6003910	TKN10-D11	≤20	∅ 11 mm	M10	44	42	17	2,500	FM	UL	VdS	10
6003912	TK12-D13	≤26	∅ 13 mm	M10	58	54	17	3,500	FM	UL	VdS	25

Tighten the set screw with hand and apply a further 1/2 turn with a spanner. Tighten counter nut with hand and apply a further 1/8 turn with a spanner. Certificates available on request.



Complementary

BIS Safety Strap for Beam Clamp Model C