


BIS RapidRail® Hammerfix

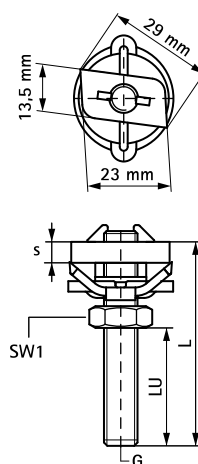
fixing to BIS RapidRail®

(G 30 50)



Features and benefits

- slide nut with stud bolt, washer and BIS RapidRail® spring
- suitable for rail 27x18, 30x15, 30x20, 30x30, 30x45, 38x40
- ready-to-use pre-assembled for a quick fixing, and retains assembly in place before final tightening
- material: metal parts made of steel 1.0332; spring(s) made of POM (polyoxymethylene), green
- zinc plated




Complementary

Walraven RapidRail® Fixing Rail
Walraven RapidRail® Cantilever Arm

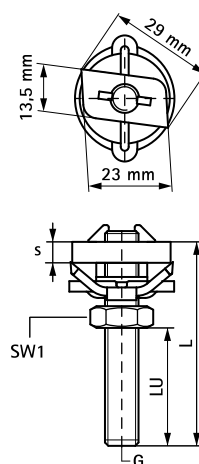
BIS RapidRail® Hammerfix

fixing to BIS RapidRail®

(G 30 50)



6523818	M8	180 mm	162	5.0	13	10.0	30x45, 38x40 27x18, 30x15, 30x20, 30x30, 30x45, 38x40	2,700	25	125
6523820	M8	200 mm	182	5.0	13	10.0	27x18, 30x15, 30x20, 30x30, 30x45, 38x40	2,700	25	125
6523002	M10	25 mm	7	5.0	17	10.0	27x18, 30x15, 30x20, 30x30, 30x45, 38x40	2,900	25	250
6523003	M10	30 mm	12	5.0	17	10.0	27x18, 30x15, 30x20, 30x30, 30x45, 38x40	2,900	25	250
6523004	M10	40 mm	22	5.0	17	10.0	27x18, 30x15, 30x20, 30x30, 30x45, 38x40	2,900	25	250
6523005	M10	50 mm	32	5.0	17	10.0	27x18, 30x15, 30x20, 30x30, 30x45, 38x40	2,900	25	250
6523006	M10	60 mm	42	5.0	17	10.0	27x18, 30x15, 30x20, 30x30, 30x45, 38x40	2,900	25	250
6523008	M10	80 mm	62	5.0	17	10.0	27x18, 30x15, 30x20, 30x30, 30x45, 38x40	2,900	25	250
6523010	M10	100 mm	82	5.0	17	10.0	27x18, 30x15, 30x20, 30x30, 30x45, 38x40	2,900	25	250
6523016	M10	160 mm	142	5.0	17	10.0	27x18, 30x15, 30x20, 30x30, 30x45, 38x40	2,900	25	125



Complementary

Walraven RapidRail® Fixing Rail
Walraven RapidRail® Cantilever Arm