


# WTB1 Throughbolt Anchor

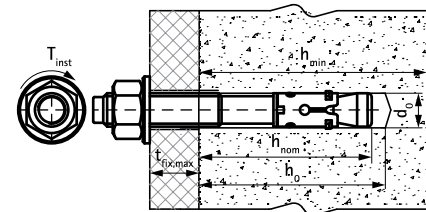
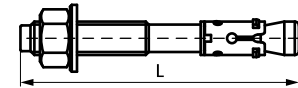
(L 03 40)

high performance corrosion resistant expansion anchor for cracked concrete



## Features and Benefits

- high load capacity
- pre- and through-fixing
- two embedment depths provide installation flexibility
- zinc-flake coated for improved corrosion resistance
- ETA Option 1 approval for cracked and non-cracked concrete
- fire resistance class R30-R120 for design of anchorages under exposure to fire
- material: steel
- zinc plated with zinc flake
- substrate type:
  - cracked concrete
  - non-cracked concrete
  - stone



Part No.	Code	Size	L	d <sub>0</sub>	h <sub>0</sub>	h <sub>min</sub>	h <sub>nom</sub>	t <sub>fix,max</sub>	Rec. Tension Load C20/25 Uncracked Concrete (kN)	Rec. Tension Load C20/25 Cracked Concrete (kN)	Partial Safety Factor (γ <sub>Mc</sub> )	Pack 1
				(mm)	(mm)	(mm)	(mm)	(mm)				
6098 3 1080	WTB1 8x80	M8	80 mm	8	55	100	55	10	3.57*	1.98*	1.80	100
6098 3 1081	WTB1 8x100	M8	100 mm	8	55	100	55	35	3.57*	1.98*	1.80	50
6098 3 1082	WTB1 8x115	M8	115 mm	8	55	100	55	50	3.57*	1.98*	1.80	50
6098 3 1100	WTB1 10x95	M10	95 mm	10	69	120	69	15	5.71*	4.29*	1.50	50
6098 3 1101	WTB1 10x115	M10	115 mm	10	69	120	69	35	5.71*	4.29*	1.50	50
6098 3 1102	WTB1 10x130	M10	130 mm	10	69	120	69	50	5.71*	4.29*	1.50	50
6098 3 1120	WTB1 12x120	M12	120 mm	12	80	140	80	25	9.52*	5.71*	1.50	50
6098 3 1121	WTB1 12x135	M12	135 mm	12	80	140	80	40	9.52*	5.71*	1.50	50
6098 3 1160	WTB1 16x140	M16	140 mm	16	100	170	100	20	16.67*	9.52*	1.50	25

\* = Recommended loads: are stated for single anchors; apply to anchors correctly installed at maximum embedment depth; include partial safety factor and an overall partial safety factor for action of 1.4.

The partial safety factor for action depends on the type of loading and shall be taken from national regulations. All anchor failure modes and the entire relevant product European Technical Assessment must be considered for anchor design.

For more information, please refer to the ETA report.

## Complementary

- WIS Brush
- WIS Blow Pump
- WSDS+ 3CE Concrete Drill Bit