

High safe working load

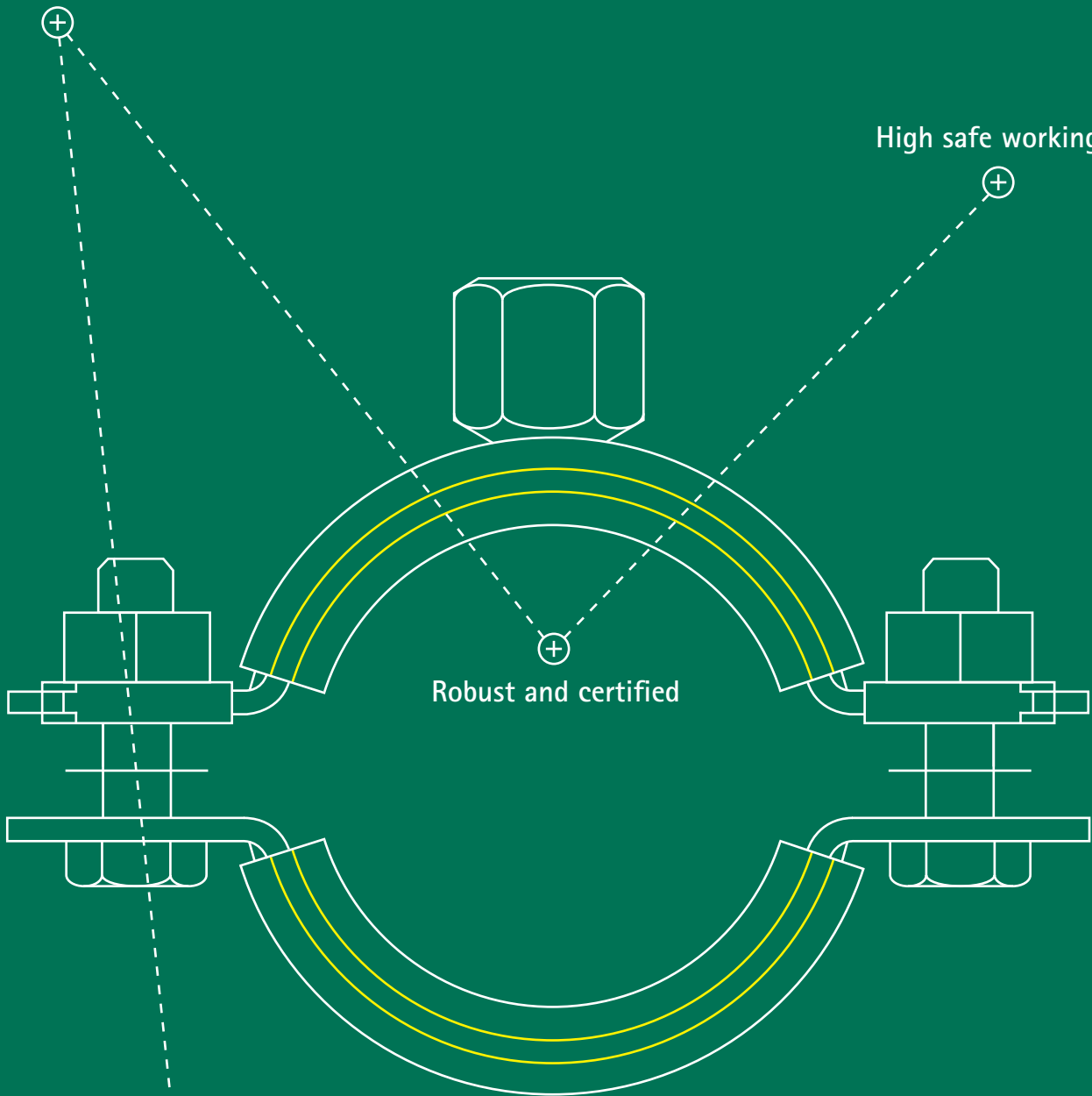


BIS Heavy Duty Clamps

BIS HD 500 and BIS HD 1501

Captive locking nut and screw

High safe working load



Robust and certified

For indoor and outdoor use

BIS Heavy Duty Clamp

Easy fixing

Inspired by smart solutions from the start

Walraven is a globally active company in the installation industry, founded in 1942. We have always been dedicated to make the work of our customers easier and more effective. With simple and smart solutions, comprehensive services and excellent support.

Walraven. The value of smart

BIS Heavy Duty Clamps

Easy fitting

Captive locking nut and screw

The nut and locking screw stay captive because of the plastic nut holder and anti-loss washer.*



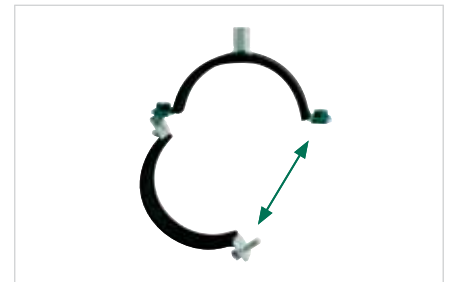
No sharp edges or corners

The HD clamp is a straightforward assembly, well-finished with no sharp edges or corners.



Wide opening

There is sufficient space between both clamp halves to place the pipe, meaning only one locking screw needs to be unscrewed.



High safe working load

Robust manufacture

Due to the 360 degrees CO₂ welded connection nut, the solid locking and the steel quality, the HD Clamp is suitable for heavier loads. Furthermore, the clamps have been performance tested in a fire situation.



For indoor and outdoor use

Optimal protection

Suitable for corrosive environments (C1–C4 in accordance with ISO 12944-2). All applied surface treatments effortlessly withstand a salt spray test of at least 1000 hours (max. 5% red rust) according to ISO 9227.



RAL

The max. allowed load ($F_{a,z}$) is calculated using statistical methods related to the breaking load, taking into account a maximum deflection of 1.5 mm or 2% of the maximum nominal clamp diameter. According to the RAL requirements, the test results are monitored by an independent test institute.



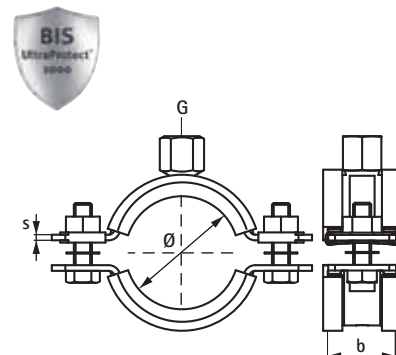
* Up to and including 5": locking nut is captive, hidden in plastic holder.

BIS HD 1501

With EPDM lining



- Material: steel 1.0332 according to EN 10111, noise insulating EPDM lining
- Surface Treatment: product is part of the BIS UltraProtect® 1000 system
- Noise insulation according to DIN 4109



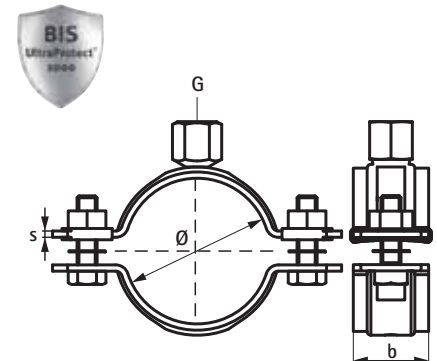
Pipe Ø			b x s	Fa,z	Connection nut (G)				
(mm)	(")	(DN)			(mm)	(N)	M8/M10	M10/M12	M16
15 - 19	3/8	10	30 x 2,5	1.500	3313 8 019	-	-	-	3317 8 019
19 - 23	1/2	15	30 x 2,5	1.500	3313 8 023	-	-	-	3317 8 023
25 - 29	3/4	20	30 x 2,5	1.500	3313 8 029	-	-	-	3317 8 029
30 - 35	1	25	30 x 2,5	1.500	3313 8 035	-	-	-	3317 8 035
40 - 45	1¼	32	30 x 2,5	1.500	3313 8 045	-	-	-	3317 8 045
46 - 51	1½	40	30 x 2,5	1.500	3313 8 051	-	-	-	3317 8 051
53 - 59	-	-	30 x 2,5	1.500	3313 8 059	-	-	-	3317 8 059
59 - 64	2	50	30 x 2,5	1.500	3313 8 064	-	-	-	3317 8 064
65 - 71	-	-	30 x 3,0	2.300	-	3314 8 071	-	-	3317 8 071
72 - 78	2½	65	30 x 3,0	2.300	-	3314 8 078	-	-	3317 8 078
79 - 85	-	-	30 x 3,0	2.300	-	3314 8 085	-	-	3317 8 085
86 - 92	3	80	30 x 3,0	2.300	-	3314 8 092	-	-	3317 8 092
101 - 109	-	-	30 x 3,0	2.300	-	3314 8 109	-	-	3317 8 109
108 - 116	4	100	30 x 3,0	2.300	-	3314 8 116	-	-	3317 8 116
125 - 133	-	-	30 x 3,0	2.300	-	3314 8 133	-	-	3317 8 133
132 - 140	5	125	30 x 3,0	2.300	-	3314 8 140	-	-	3317 8 140
159 - 169	6	150	38 x 4,0	3.800	-	3314 8 169	3316 8 169	-	3317 8 169
178 - 188	-	-	38 x 4,0	3.800	-	3314 8 188	3316 8 188	-	3317 8 188
194 - 204	-	-	38 x 4,0	3.800	-	3314 8 204	3316 8 204	-	3317 8 204
203 - 213	-	-	38 x 4,0	3.800	-	3314 8 213	3316 8 213	-	3317 8 213
217 - 227	8	200	38 x 4,0	3.800	-	3314 8 227	3316 8 227	-	3317 8 227
240 - 250	-	-	38 x 4,0	3.800	-	-	3316 8 250	-	3317 8 250
265 - 275	10	250	48 x 5,0	9.200	-	-	3316 8 275	-	3317 8 275
315 - 325	12	-	48 x 5,0	9.200	-	-	3316 8 325	-	3317 8 325
354 - 364	14	350	48 x 5,0	9.200	-	-	3316 8 364	-	3317 8 364
398 - 408	16	400	48 x 5,0	9.200	-	-	3316 8 408	-	3317 8 408
448 - 458	18	450	48 x 5,0	9.200	-	-	3316 8 458	-	3317 8 458
499 - 509	20	500	48 x 5,0	9.200	-	-	3316 8 509	-	3317 8 509

All products are tested according to RAL-GZ 655/B Ø 15 - 227 also tested according to RAL-GZ 656.

BIS HD 500



- Material: steel 1.0332 according to EN 10111
- Surface Treatment: product is part of the BIS UltraProtect® 1000 system



Pipe Ø		b x s	Fa,z	Connection nut (G)				
(mm)	(")			(DN)	(mm)	(N)	M8/M10	M10/M12
15 - 19	3/8	10	30 x 2,5	2.100	3303 8 019	-	-	3307 8 019
19 - 23	1/2	15	30 x 2,5	2.100	3303 8 023	-	-	3307 8 023
25 - 30	3/4	20	30 x 2,5	2.100	3303 8 030	-	-	3307 8 030
31 - 36	1	25	30 x 2,5	2.100	3303 8 036	-	-	3307 8 036
37 - 42	-	-	30 x 2,5	2.100	3303 8 042	-	-	3307 8 042
40 - 45	1 1/4	32	30 x 2,5	2.100	3303 8 045	-	-	3307 8 045
47 - 52	1 1/2	40	30 x 2,5	2.100	3303 8 052	-	-	3307 8 052
53 - 58	-	-	30 x 2,5	2.100	3303 8 058	-	-	3307 8 058
59 - 65	2	50	30 x 2,5	2.100	3303 8 065	-	-	3307 8 065
66 - 71	-	-	30 x 2,5	2.100	3303 8 071	-	-	3307 8 071
72 - 78	2 1/2	65	30 x 3,0	4.000	-	3304 8 078	-	3307 8 078
79 - 85	-	-	30 x 3,0	4.000	-	3304 8 085	-	3307 8 085
86 - 92	3	80	30 x 3,0	4.000	-	3304 8 092	-	3307 8 092
98 - 106	-	-	30 x 3,0	4.000	-	3304 8 106	-	3307 8 106
108 - 116	4	100	30 x 3,0	4.000	-	3304 8 116	-	3307 8 116
116 - 123	-	-	30 x 3,0	4.000	-	3304 8 123	-	-
125 - 133	-	-	30 x 3,0	4.000	-	3304 8 133	-	3307 8 133
132 - 140	5	125	30 x 3,0	4.000	-	3304 8 140	-	3307 8 140
148 - 154	-	-	30 x 3,0	4.000	-	3304 8 154	-	3307 8 154
159 - 169	6	150	38 x 4,0	8.200	-	3304 8 169	3306 8 169	3307 8 169
173 - 183	-	-	38 x 4,0	8.200	-	3304 8 183	3306 8 183	3307 8 183
192 - 202	-	-	38 x 4,0	8.200	-	3304 8 202	3306 8 202	3307 8 202
208 - 219	-	-	38 x 4,0	8.200	-	3304 8 219	-	3307 8 219
217 - 227	8	200	38 x 4,0	8.200	-	3304 8 227	3306 8 227	3307 8 227
229 - 241	-	-	38 x 4,0	8.200	-	-	3306 8 241	-
244 - 254	-	-	38 x 4,0	8.200	-	-	3306 8 254	3307 8 254
254 - 264	-	-	38 x 4,0	8.200	-	-	3306 8 264	-
267 - 279	10	250	38 x 4,0	8.200	-	-	3306 8 279	3307 8 279
279 - 289	-	-	48 x 5,0	12.000	-	-	3306 8 289	3307 8 289
292 - 302	-	-	48 x 5,0	12.000	-	-	3306 8 302	-
315 - 325	12	300	48 x 5,0	12.000	-	-	3306 8 325	3307 8 325
350 - 360	14	350	48 x 5,0	12.000	-	-	3306 8 360	3307 8 360
364 - 374	-	-	48 x 5,0	12.000	-	-	3306 8 374	-
379 - 389	-	-	48 x 5,0	12.000	-	-	3306 8 389	-
398 - 408	16	400	48 x 5,0	12.000	-	-	3306 8 408	3307 8 408

Continued overleaf

BIS HD 500 continued

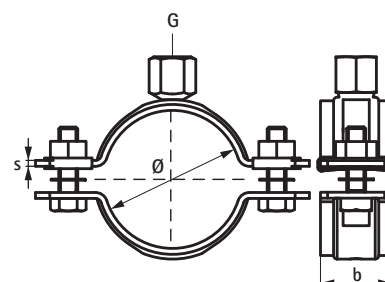
Pipe Ø			b x s	Fa,z	Connection nut (G)				
(mm)	(")	(DN)			(mm)	(N)	M8/M10	M10/M12	M16
408 - 418	-	-	48 x 5,0	12.000	-	-	3306 8 418	-	
424 - 436	-	-	48 x 5,0	12.000	-	-	3306 8 436	3307 8 436	
448 - 458	18	450	48 x 5,0	12.000	-	-	3306 8 458	3307 8 458	
499 - 509	20	500	48 x 5,0	12.000	-	-	3306 8 509	3307 8 509	
554 - 564	-	-	48 x 5,0	12.000	-	-	-	3307 8 564	

All products are tested according to RAL-GZ 655/B and Ø 15 - 227 also tested according to RAL-GZ 656

BIS Sprinkler Clamp HD 500



- Material: steel 1.0332 according to EN 10111
- Zinc plated
- With VdS approval - certificate number G 4060019



Pipe Ø			b x s	Fa,z	Connection nut (G)				
(mm)	(")	(DN)			(mm)	(N)	M8	M10	M12
19 - 23	1/2"	15	30 x 2,5	2.700	450 3 023	-	-	-	-
25 - 30	3/4"	20	30 x 2,5	2.700	450 3 027	-	-	-	-
31 - 36	1	25	30 x 2,5	2.700	450 3 033	-	-	-	-
37 - 42			30 x 2,5	2.700	450 3 038	-	-	-	-
40 - 45	1 1/4"	32	30 x 2,5	2.700	450 3 042	-	-	-	-
47 - 52	1 1/2"	40	30 x 2,5	5.000	450 3 048	-	-	-	-
53 - 58			30 x 2,5	2700	450 3 058	-	-	-	-
59 - 65	2	50	30 x 2,5	2700	450 3 060	-	-	-	-
72 - 78	2 1/2"	65	30 x 3,0	5000	-	450 3 076	-	-	-
79 - 85			30 x 3,0	5000	-	450 3 085	-	-	-
86 - 92	3	80	30 x 3,0	5000	-	450 3 089	-	-	-
98 - 106			30 x 3,0	5000	-	450 3 106	-	-	-
108 - 116	4	100	30 x 3,0	5000	-	450 3 114	-	-	-
132 - 140	5	125	30 x 3,0	5000	-	-	450 3 139	-	-
159 - 169	6	150	38 x 4,0	5800	-	-	450 3 168	-	-
173 - 183			38 x 4,0	5800	-	-	-	450 3 183	-
192 - 202			38 x 4,0	5800	-	-	-	450 3 202	-
208 - 219	8	200	38 x 4,0	5800	-	-	-	450 3 219	-

Accessories

Thread Adaptor



With our range of Thread Adaptors it is possible to alter the thread size of the BIS HD Clamps. (# 647 3 XXX)
(Use of Thread Adaptor not advised for the Sprinkler version of the HD Clamp).



The right combination

BIS RapidStrut®

For all medium and heavy rail applications.



Fast and easy

The accessories are pre-assembled and delivered 'ready-to-use'. The plastic spring allows the slide nut to be fixed easily into the rail. The assembly is retained in place before final tightening.

Extensive system

The BIS RapidStrut® Fixing System offers an extensive choice for rail profiles and cantilever arms. A broad range of accessories is available including: slide nuts, T-bolt assemblies, ball swivel hangers and various rail connectors.

BIS RapidStrut® Fixing Rail DS 5

BIS RapidStrut® Fixing Rail DS 5 has a unique hole pattern, allowing BIS RapidStrut® accessories to be mounted quickly on both sides of the rail!

For indoor and outdoor use

Benefits from advanced surface protection as part of the BIS UltraProtect® 1000 Range.



The Maxx heavy frame modular support system

For all industrial and heavy duty applications.

A complete solution for all industrial and heavy duty applications

- Quick and easy to install
- Avoids the need for on-site fabrication or welding
- FREE technical advisory service, from engineering to on-site construction support

Modular support system

- Maxx is a flexible, heavy rail system that is safe, secure and corrosion resistant and offers the possibility of 3D construction.



Find out how we can support you

Would you like to find out more about any of the solutions described in this brochure?
Or would you like to discuss how we could help you find the best possible solution for your project? Get in touch today!

United Kingdom Ireland

Walraven Ltd.

18 Wildmere Industrial Estate
Banbury (GB)
Oxon, OX16 3JU
Tel. +44 (0)1295 75 34 00
sales.uk@walraven.com

Other countries

Walraven International

Industrieweg 5
3641 RK Mijdrecht (NL)
Tel. +31 297 23 30 00
Fax +31 297 23 30 99
export@walraven.com

Walraven Group

Mijdrecht (NL) · Tienen (BE) · Bayreuth (DE) · Banbury (GB) · Malmö (SE) · Grenoble (FR) · Barcelona (ES) · Kraków (PL)
Mladá Boleslav (CZ) · Moscow (RU) · Kyiv (UA) · Detroit (US) · Shanghai (CN) · Dubai (AE) · Budapest (HU) · Mumbai (IN)
Singapore (SG)

